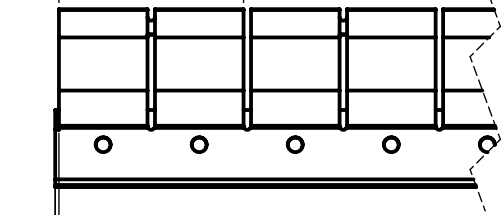
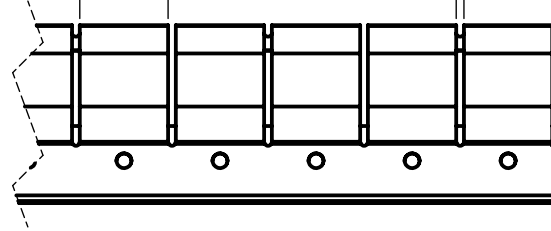


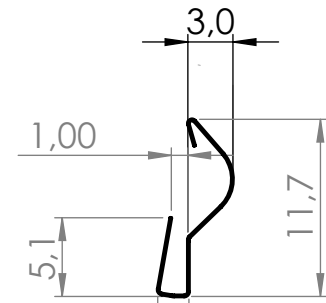
12,19 double finger



5,84



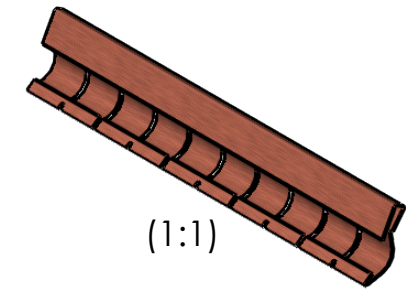
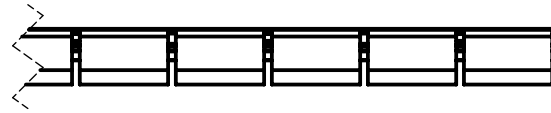
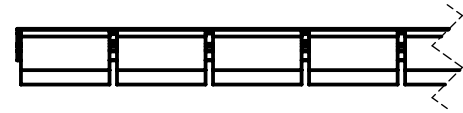
0,51



0-0,5

max.length 458,2 ± 2,5 (72 finger)

2,03 Mounting flange



drawing for customer information

<b>FEUERHERDT</b> EMI Shielding Products Specialist for Contact Springs		tolerances: X,X ± 0,5 X,XX ± 0,2 X,XXX ± 0,1	length tolerance: 100-300 ± 0,5 300-400 ± 0,8 400-500 ± 1 > 500 ± 1,5	dimensions in mm unmeasured contours according to 3D data	scale: <b>2:1</b>	revision: <b>00</b>
				date: 23.09.21 name: <b>Pröhl</b>	material: <b>rawmaterial: CuBe 2, 1/2H</b> <b>finalstate: CuBe 2, 1/2HT</b>	
				checked: 23.09.21 name: <b>Akrim</b>	description: <h1 style="text-align: center;">type CL24</h1>	
				released:	drawing number: <h1 style="text-align: center;">CO.033.20.C</h1>	
				surface code: bright finish -02 gold -03 silver -04 zink chromate/clear -15 bright tin -17 bright nickel -19	sheet: <b>A4</b>	
rev.	description	date	name	thickness: t= <b>0,08</b>	replacement drawing:	

Stripes can be cut off after each finger on request.  
 Calculation of length in mm:  
 strip length = number of fingers x 1 pitch - 1 slot

