Copying of this document,and giving it to others and the use or communication of the contents thereof,are forbidden without express authority.All rights reserved.

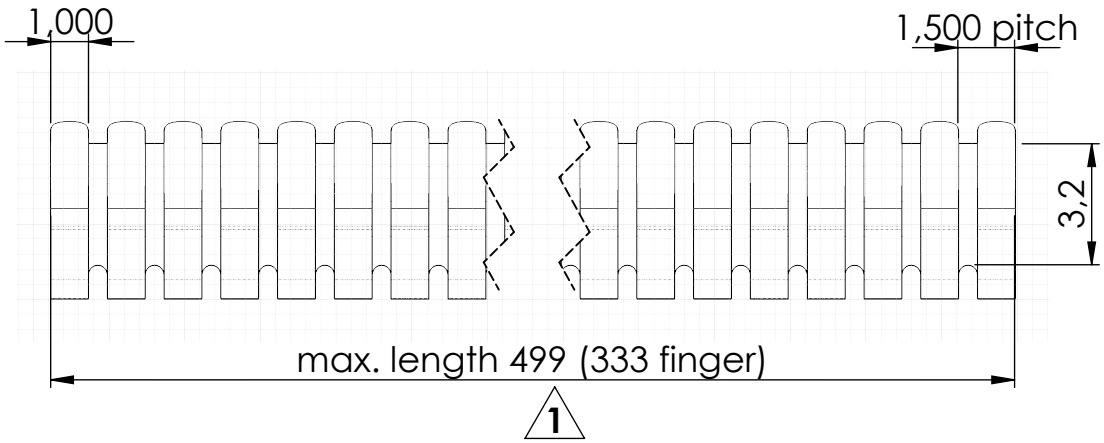

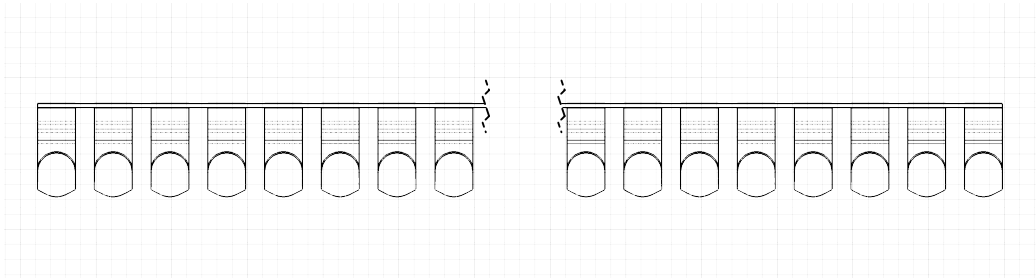

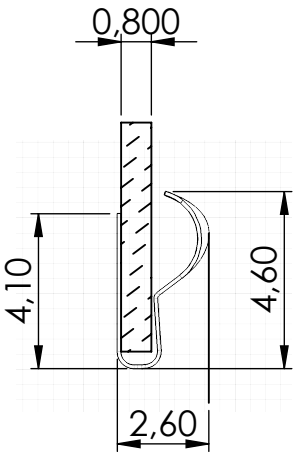

(2:1)

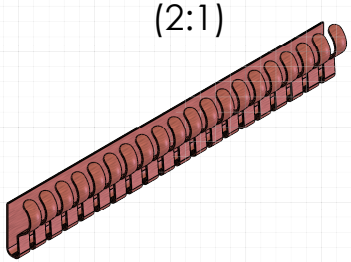

1 **Stripes can be cut off after each finger on request.**
Calculation of length in mm:
strip length = number of fingers x 1 pitch - 1 slot

drawing for customer information

FEUERHERDT
EMI Shielding Products
Specialist for Contact Springs

tolerances:		length tolerance:	
X,X	± 0,5	100-300	± 0,5
X,XX	± 0,2	300-400	± 0,8
X,XXX	± 0,1	400-500	± 1
		> 500	± 1,5

dimensions in mm
unmeasured contours according to 3D data

scale: **5:1** revision: **00**

material: **rawmaterial: CuBe 2, 1/2H**
finalstate: CuBe 2, 1/2HT

	date:	name:
created	17.06.20	**Gutmann**
checked	23.06.20	**Pröhl**
released		

surface code:

bright finish	**-02**	**zink chromate/ clear**	**-15**
gold	**-03**	**bright tin**	**-17**
silver	**-04**	**bright nickel**	**-19**

description:

type S1

drawing number:

CS.022.08.C

A4

sheet: 1

rev.	description	date	name

thickness: t= **0,1**

replacementdrawing: